



HOUSING AUTHORITY OF THE CITY OF FORT PIERCE, FL
PUBLIC HOUSING

PROPOSED MONTHLY UTILITY ALLOWANCES
Chart 1

Effective 11/01/2022

UPDATE 2022

Building Type: Semi-Detached/Duplex

Wildwood Terrace FL-41-001 (EE Equip: Win,HP15,WH,LED)	OBR	1BR	2BR	3BR	4BR	5BR
Electricity (L&A,H)		\$29.00	\$35.00	\$41.00	\$47.00	
Natural Gas (WH,C)		\$44.00	\$50.00	\$53.00	\$57.00	
Water		\$29.00	\$37.00	\$46.00	\$55.00	
Sewer		\$32.00	\$44.00	\$57.00	\$69.00	
Trash Collection		\$25.00	\$25.00	\$25.00	\$25.00	
Totals		\$159.00	\$191.00	\$222.00	\$253.00	

Building Type: Detached House

Wildwood Terrace FL-41-001 (EE Equip: Win,HP15,WH,LED)	OBR	1BR	2BR	3BR	4BR	5BR
Electricity (L&A,H)		\$30.00	\$36.00	\$42.00	\$48.00	
Natural Gas (WH,C)		\$55.00	\$65.00	\$70.00	\$76.00	
Water		\$29.00	\$37.00	\$46.00	\$55.00	
Sewer		\$32.00	\$44.00	\$57.00	\$69.00	
Trash Collection		\$25.00	\$25.00	\$25.00	\$25.00	
Totals		\$171.00	\$207.00	\$240.00	\$273.00	

A monthly average cost of the summer and winter adjustments were used for the electric costs.

L&A= Lights & Appliances
H= Space Heating
WH= Water Heating
C= Cooking

EE Equip= Energy Efficient Equipment
Win= Windows
HP= Heat Pump
WS= Water Saving Appliances
LED= 100% LED Lighting

Note: Public Housing utility allowances are calculated similar to the method used by each utility provider. These allowances are not calculated by end use (like Section 8 HCV), but by total usage for each utility type. Utility providers' monthly charges are included in the calculations.

HOUSING AUTHORITY OF THE CITY OF FORT PIERCE, FL

PUBLIC HOUSING

Effective 11/01/2022

Building Type: Semi-Detached/Duplex

Garden Terrace & Annex FL-41-002, 004 (EE Equip: Win,HP15,WH,LED)	OBR	1BR	2BR	3BR	4BR	5BR
Electricity (L&A,H)		\$29.00	\$35.00	\$41.00	\$47.00	\$53.00
Natural Gas (WH,C)		\$44.00	\$50.00	\$53.00	\$57.00	\$63.00
Water		\$29.00	\$37.00	\$46.00	\$55.00	\$66.00
Sewer		\$32.00	\$44.00	\$57.00	\$69.00	\$74.00
Trash Collection		\$25.00	\$25.00	\$25.00	\$25.00	\$25.00
Totals		\$159.00	\$191.00	\$222.00	\$253.00	\$281.00

Building Type: Detached House

Garden Terrace & Annex FL-41-002, 004 (EE Equip: Win,HP15,WH,LED)	OBR	1BR	2BR	3BR	4BR	5BR
Electricity (L&A,H)		\$30.00	\$36.00	\$43.00	\$49.00	\$55.00
Natural Gas (WH,C)		\$55.00	\$65.00	\$70.00	\$76.00	\$81.00
Water		\$29.00	\$37.00	\$46.00	\$55.00	\$66.00
Sewer		\$32.00	\$44.00	\$57.00	\$69.00	\$74.00
Trash Collection		\$25.00	\$25.00	\$25.00	\$25.00	\$25.00
Totals		\$171.00	\$207.00	\$241.00	\$274.00	\$301.00

Building Type: Semi-Detached/Duplex

Eldorado Terrace FL-41-005 (EE Equip: Win,WH,LED)	OBR	1BR	2BR	3BR	4BR	5BR
Electricity (L&A,H)		\$33.00	\$40.00	\$48.00	\$54.00	\$61.00
Natural Gas (WH,C)		\$44.00	\$50.00	\$53.00	\$57.00	\$63.00
Water		\$29.00	\$37.00	\$46.00	\$55.00	\$66.00
Sewer		\$32.00	\$44.00	\$57.00	\$69.00	\$74.00
Trash Collection		\$25.00	\$25.00	\$25.00	\$25.00	\$25.00
Totals		\$163.00	\$196.00	\$229.00	\$260.00	\$289.00

Building Type: Detached House

Eldorado Terrace FL-41-005 (EE Equip: Win,WH,LED)	1BR	2BR	3BR	4BR	5BR	6BR
Electricity (L&A,H)	\$37.00	\$44.00	\$53.00	\$60.00	\$67.00	\$72.00
Natural Gas (WH,C)	\$55.00	\$65.00	\$70.00	\$76.00	\$81.00	\$87.00
Water	\$29.00	\$37.00	\$46.00	\$55.00	\$66.00	\$77.00
Sewer	\$32.00	\$44.00	\$57.00	\$69.00	\$74.00	\$74.00
Trash Collection	\$25.00	\$25.00	\$25.00	\$25.00	\$25.00	\$25.00
Totals	\$178.00	\$215.00	\$251.00	\$285.00	\$313.00	\$335.00

HOUSING AUTHORITY OF THE CITY OF FORT PIERCE, FL

PUBLIC HOUSING Effective 11/01/2022

Building Type: Row House/Townhouse

South 27th Street FL-41-010 (EE Equip: Win,WH,LED)	OBR	1BR	2BR	3BR	4BR	5BR
Electricity (L&A,H)		\$33.00	\$39.00	\$46.00	\$53.00	
Natural Gas (WH,C)		\$40.00	\$48.00	\$50.00	\$53.00	
Water		\$29.00	\$37.00	\$46.00	\$55.00	
Sewer		\$32.00	\$44.00	\$57.00	\$69.00	
Trash Collection		\$25.00	\$25.00	\$25.00	\$25.00	
Totals		\$159.00	\$193.00	\$224.00	\$255.00	

Building Type: Row House/Townhouse

Avenue H FL-41-011 (EE Equip: Win,HP,WH,LED)	OBR	1BR	2BR	3BR	4BR	5BR
Electricity (L&A,H)			\$37.00			
Natural Gas (WH,C)			\$48.00			
Trash Collection			\$25.00			
Totals			\$110.00			

Building Type: Semi-Detached/Duplex

Juanita Ave, Parkland Homes, Lincoln Investments FL-41-011, 012						
(EE Equip: Win,HP,WH,LED)	OBR	1BR	2BR	3BR	4BR	5BR
Electricity (L&A,H)			\$37.00	\$44.00	\$50.00	
Natural Gas (WH,C)			\$50.00	\$53.00	\$57.00	
Water			\$37.00	\$46.00	\$55.00	
Sewer			\$44.00	\$57.00	\$69.00	
Trash Collection			\$25.00	\$25.00	\$25.00	
Totals			\$193.00	\$225.00	\$256.00	

Building Type: Detached House

Juanita Ave, Parkland Homes, Lincoln Investments FL-41-011, 012						
(EE Equip: Win,HP,WH,LED)	OBR	1BR	2BR	3BR	4BR	5BR
Electricity (L&A,H)			\$39.00	\$47.00	\$53.00	
Natural Gas (WH,C)			\$65.00	\$70.00	\$76.00	
Water			\$37.00	\$46.00	\$55.00	
Sewer			\$44.00	\$57.00	\$69.00	
Trash Collection			\$25.00	\$25.00	\$25.00	
Totals			\$210.00	\$245.00	\$278.00	

HOUSING AUTHORITY OF THE CITY OF FORT PIERCE, FL

PUBLIC HOUSING

Effective 11/01/2022

COMPARISON OF CURRENT AND PROPOSED UTILITY ALLOWANCES

UPDATE 2022

Development	Bedroom Size	Current Allowance	Proposed* Allowance	Difference**
Wildwood Terrace FL-41-001 (Semi-Detached)	1	\$148.00	\$159.00	\$11.00
	2	\$177.00	\$191.00	\$14.00
	3	\$206.00	\$222.00	\$16.00
	4	\$235.00	\$253.00	\$18.00
Wildwood Terrace FL-41-001 (Detached House)	1	\$156.00	\$171.00	\$15.00
	2	\$190.00	\$207.00	\$17.00
	3	\$220.00	\$240.00	\$20.00
	4	\$250.00	\$273.00	\$23.00
Garden Terrace & Annex FL-41-002, 004 (Semi-Detached)	1	\$148.00	\$159.00	\$11.00
	2	\$177.00	\$191.00	\$14.00
	3	\$206.00	\$222.00	\$16.00
	4	\$235.00	\$253.00	\$18.00
	5	\$260.00	\$281.00	\$21.00
Garden Terrace & Annex FL-41-002, 004 (Detached House)	1	\$156.00	\$171.00	\$15.00
	2	\$190.00	\$207.00	\$17.00
	3	\$220.00	\$241.00	\$21.00
	4	\$250.00	\$274.00	\$24.00
	5	\$276.00	\$301.00	\$25.00
Eldorado Terrace FL-41-005 (Semi-Detached)	1	\$151.00	\$163.00	\$12.00
	2	\$181.00	\$196.00	\$15.00
	3	\$211.00	\$229.00	\$18.00
	4	\$240.00	\$260.00	\$20.00
	5	\$265.00	\$289.00	\$24.00
Eldorado Terrace FL-41-005 (Detached House)	1	\$162.00	\$178.00	\$16.00
	2	\$196.00	\$215.00	\$19.00
	3	\$228.00	\$251.00	\$23.00
	4	\$259.00	\$285.00	\$26.00
	5	\$285.00	\$313.00	\$28.00
	6	\$305.00	\$335.00	\$30.00
South 27th Street FL-41-010	1	\$147.00	\$159.00	\$12.00
	2	\$178.00	\$193.00	\$15.00
	3	\$207.00	\$224.00	\$17.00
	4	\$236.00	\$255.00	\$19.00

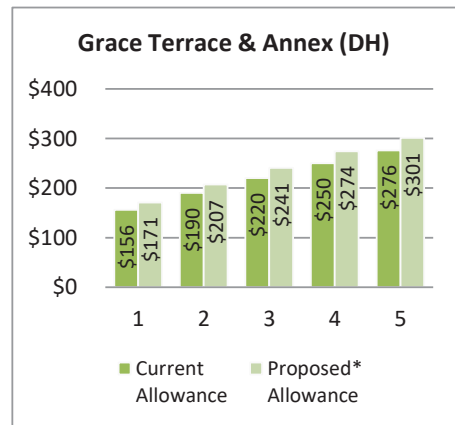
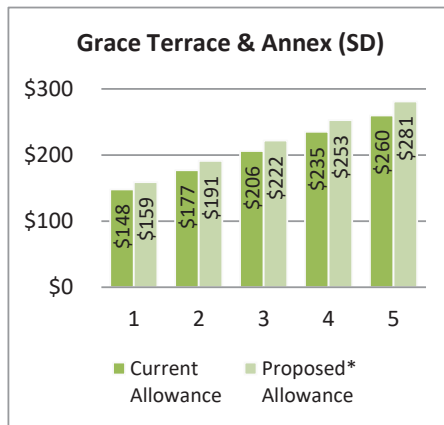
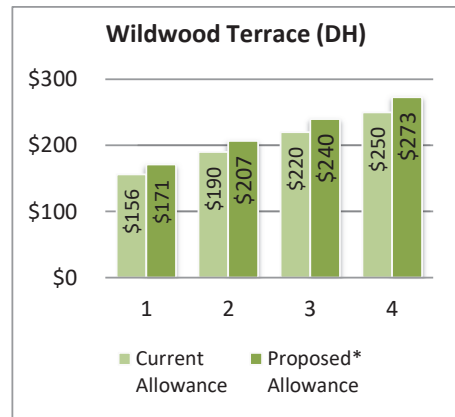
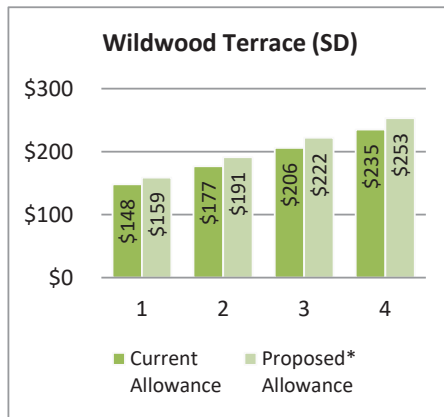
HOUSING AUTHORITY OF THE CITY OF FORT PIERCE, FL PUBLIC HOUSING

Development	Bedroom Size	Current Allowance	Proposed* Allowance	Difference**
Avenue H FL-41-011	2	\$95.00	\$110.00	\$15.00
Juanita Ave, Parkland Homes, Lincoln Investments FL-41-011, 012 (Semi-Detached)	2	\$179.00	\$193.00	\$14.00
	3	\$208.00	\$225.00	\$17.00
	4	\$237.00	\$256.00	\$19.00
Juanita Ave, Parkland Homes, Lincoln Investments FL-41-011, 012 (Detached House)	2	\$192.00	\$210.00	\$18.00
	3	\$223.00	\$245.00	\$22.00
	4	\$253.00	\$278.00	\$25.00

Proposed allowances include the average for electric summer and winter months.

*Proposed allowances were rounded to the nearest dollar.

**After rounding



HOUSING AUTHORITY OF THE CITY OF FORT PIERCE, FL

PUBLIC HOUSING

